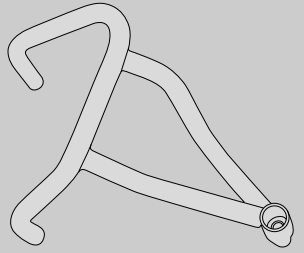

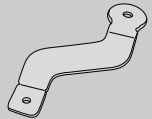


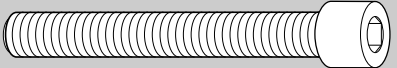
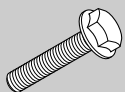

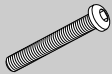


TN7408 - KN7408

PARAMOTORE SPECIFICO - SPECIFIC ENGINE GUARD - PARE-CARTER SPECIFIQUE - SPEZIFISCHER STURZBÜGEL - DEFENSA DE MOTOR ESPECÍFICA - PROTETOR DE MOTOR

DUCATI MULTISTRADA 1200 ENDURO (2016-2017)

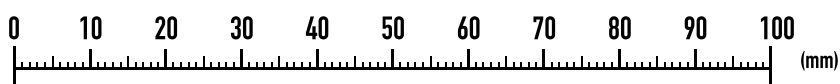
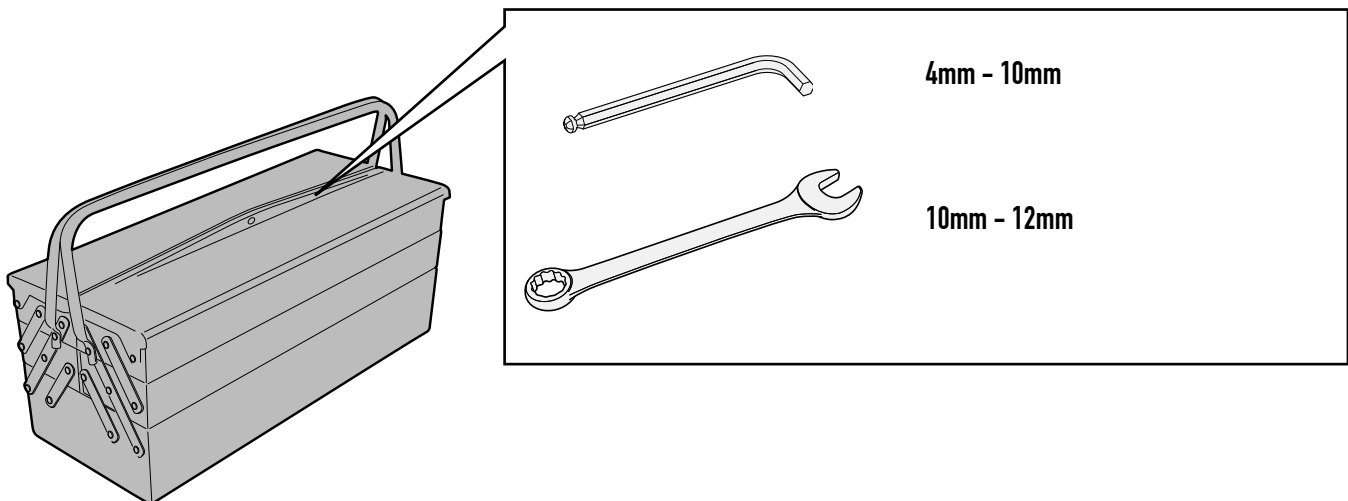
N°	Descrizione	Caratteristiche	Codice	Quantità	
1	Paramotore - Engine Guard Pare-carter - Sturzbuegel Defensa De Moto - Protetor de Motor	-	TN7408DXV TN7408DXV	2 (Dx;Sx)	
2	Supporto - Support - Support Halterung - Soporte - Apoio	-	GNB1954V	1	
3	Supporto - Support - Support Halterung - Soporte - Apoio	-	GL3565DXV GL3565SXV	2 (Dx;Sx)	
4	Niples	-	V906	2	
5	Vite - Screw Vis - Schraube Tornillo - Parafuso	TECF M8x20	820TECF	2	
6	Vite - Screw Vis - Schraube Tornillo - Parafuso	TCES M12x70	1270TCES	2	
7	Vite - Screw Vis - Schraube Tornillo - Parafuso	TEF M6x30	630TEF	2	
8	Supporto - Support - Support Halterung - Soporte - Apoio	-	V949	2	
9	Vite - Screw Vis - Schraube Tornillo - Parafuso	TBEIFF M6x16	616TBEIFF	4	

TN7408 - KN7408

PARAMOTORE SPECIFICO - SPECIFIC ENGINE GUARD - PARE-CARTER SPECIFIQUE - SPEZIFISCHER STURZBÜGEL - DEFENSA DE MOTOR ESPECÍFICA - PROTETOR DE MOTOR

DUCATI MULTISTRADA 1200 ENDURO (2016-2017)

N°	Descrizione	Caratteristiche	Codice	Quantità	
10	O-ring	-	Z2161	4	
11	Tappo - Cap Fiche - Stecker Enchufe - Cobertura	-	25TAPBA	2	
12	Componenti Originali - Original Parts Parties Originales - Original Bauteile Componentes Originales- Componentes Originais	-	-	-	-
13	Rondella - Washer Rondelle - Scheibe Arandela - Arruela	-	618RONP	4	



TN7408 - KN7408

PARAMOTORE SPECIFICO - SPECIFIC ENGINE GUARD - PARE-CARTER SPECIFIQUE - SPEZIFISCHER STURZBÜGEL - DEFENSA DE MOTOR ESPECÍFICA - PROTETOR DE MOTOR

DUCATI MULTISTRADA 1200 ENDURO (2016-2017)



ATTENTION:

RIMUOVERE LA PARTE DIETRO DEL PARAFANGO ORIGINALE.

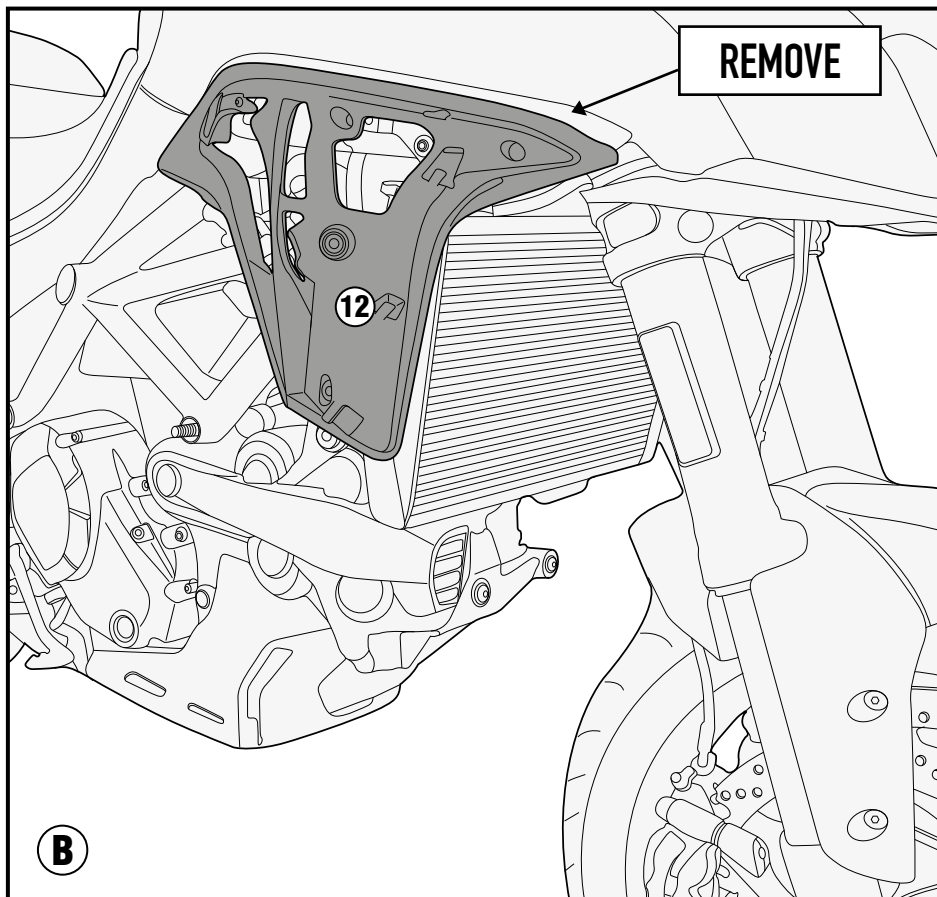
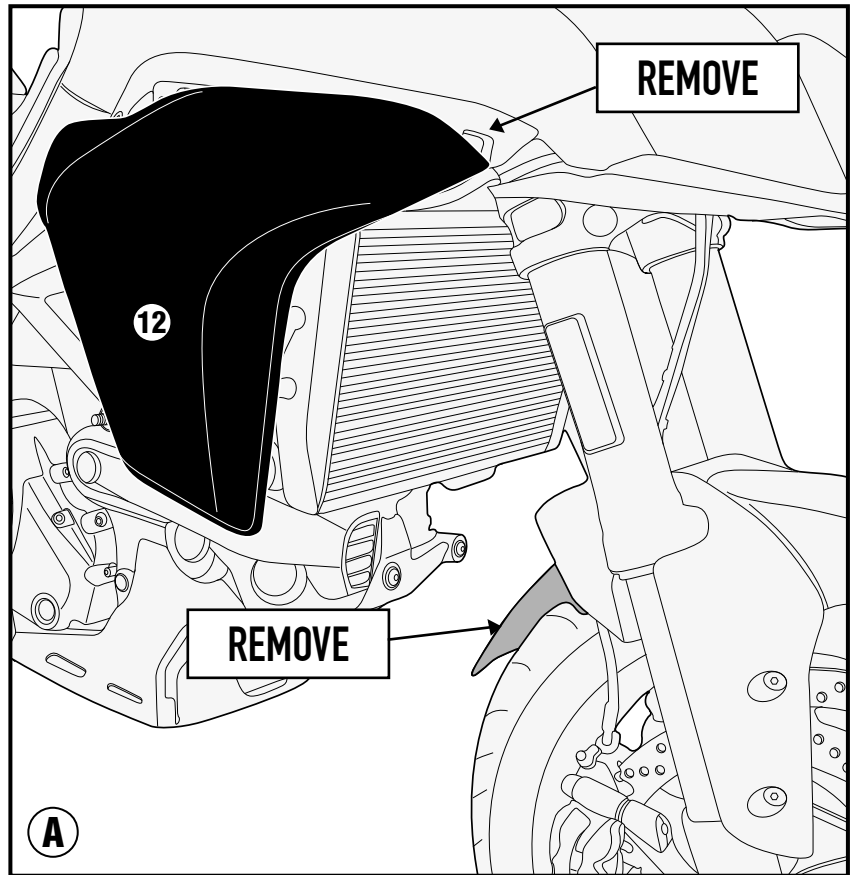
REMOVE THE REAR SECTION OF THE ORIGINAL MUDGUARD.

RETIREZ LA PARTIE ARRIÈRE DU GARDE-BOUE D'ORIGINE.

RETIRE LA PARTE POSTERIOR DEL GUARDABARROS ORIGINAL.

ENTFERNEN SIE DEN HINTEREN TEIL DES ORIGINAL-KETTENSCHUTZ.

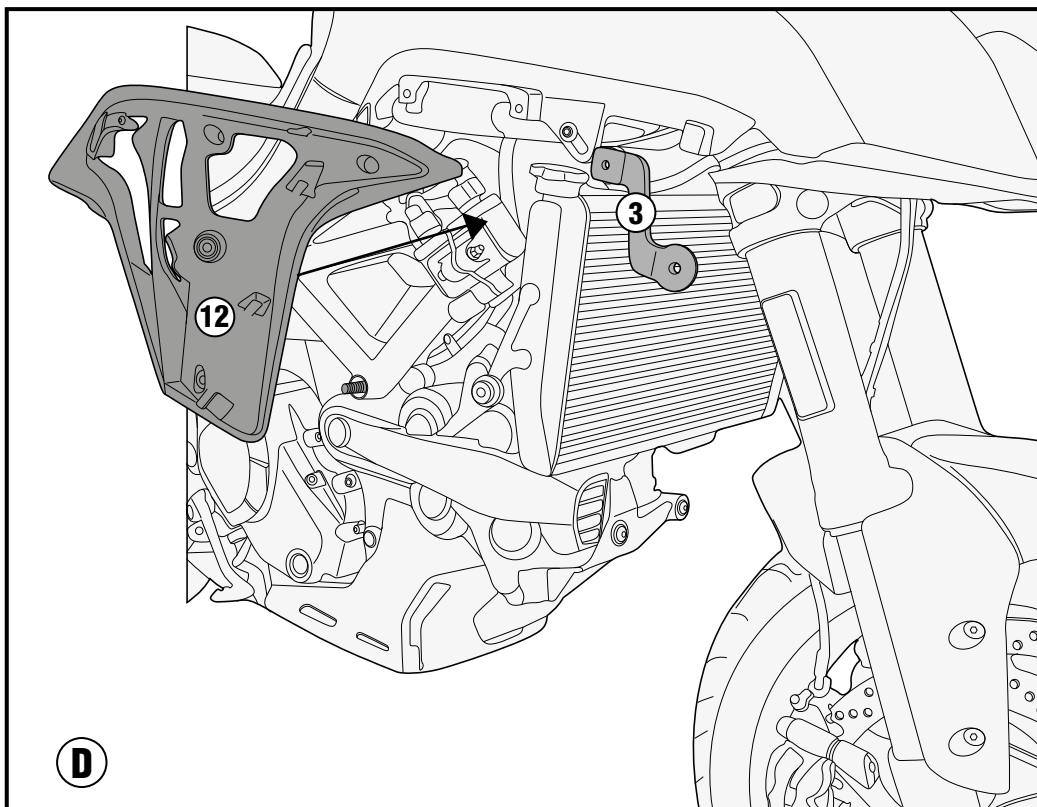
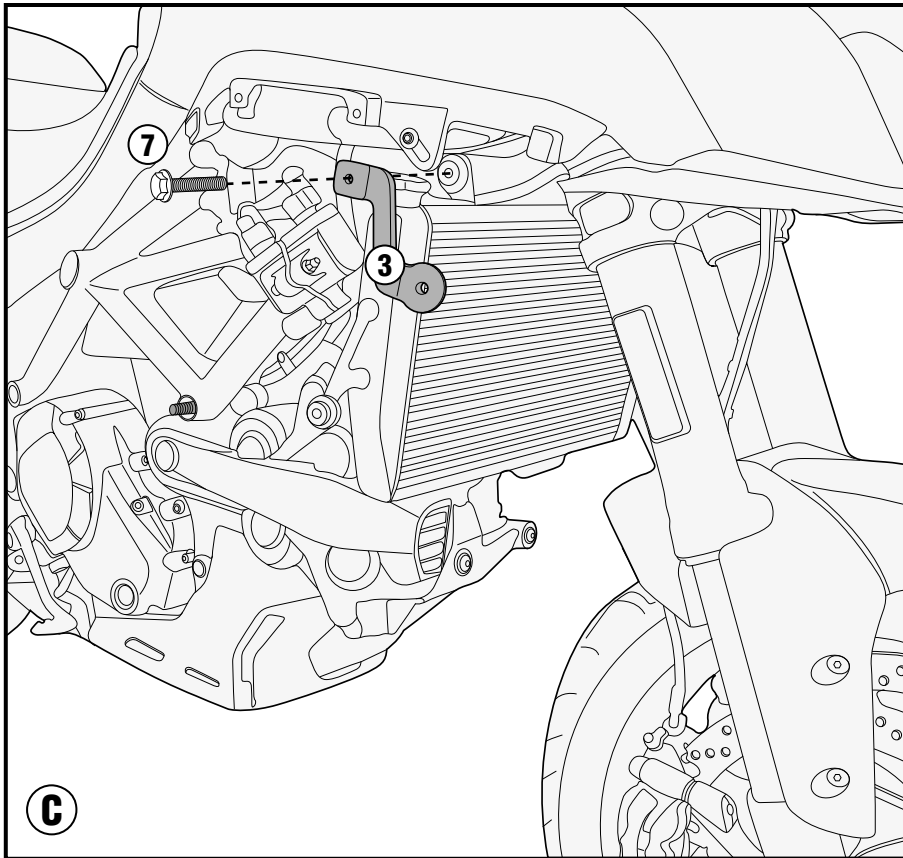
REMOVER A PARTE TRASEIRA DO PARA-LAMA ORIGINAL



TN7408 - KN7408

PARAMOTORE SPECIFICO - SPECIFIC ENGINE GUARD - PARE-CARTER SPECIFIQUE - SPEZIFISCHER STURZBÜGEL - DEFENSA DE MOTOR ESPECÍFICA - PROTETOR DE MOTOR

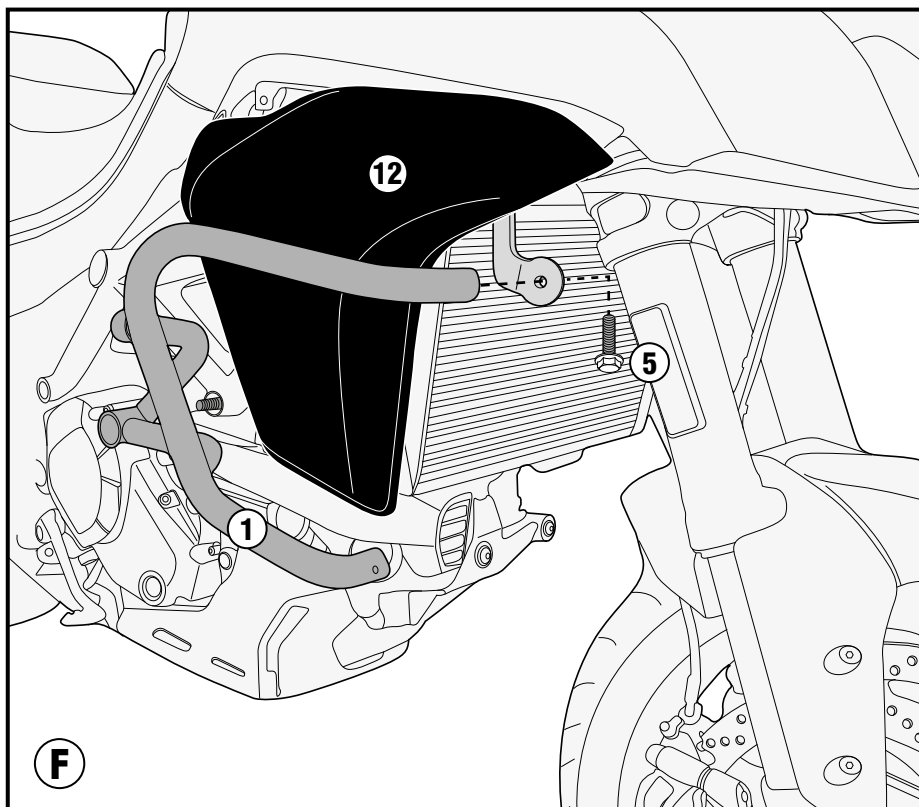
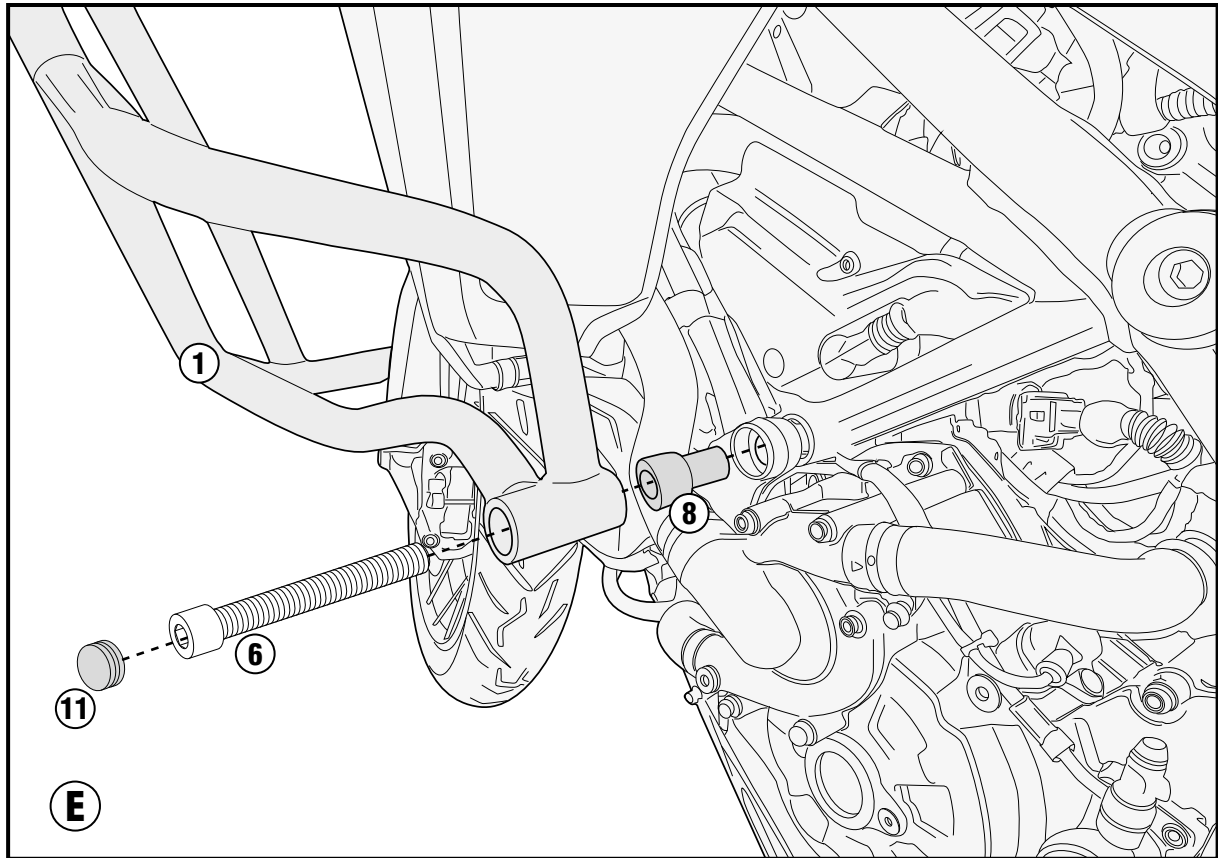
DUCATI MULTISTRADA 1200 ENDURO (2016-2017)



TN7408 - KN7408

PARAMOTORE SPECIFICO - SPECIFIC ENGINE GUARD - PARE-CARTER SPECIFIQUE - SPEZIFISCHER STURZBÜGEL - DEFENSA DE MOTOR ESPECÍFICA - PROTETOR DE MOTOR

DUCATI MULTISTRADA 1200 ENDURO (2016-2017)

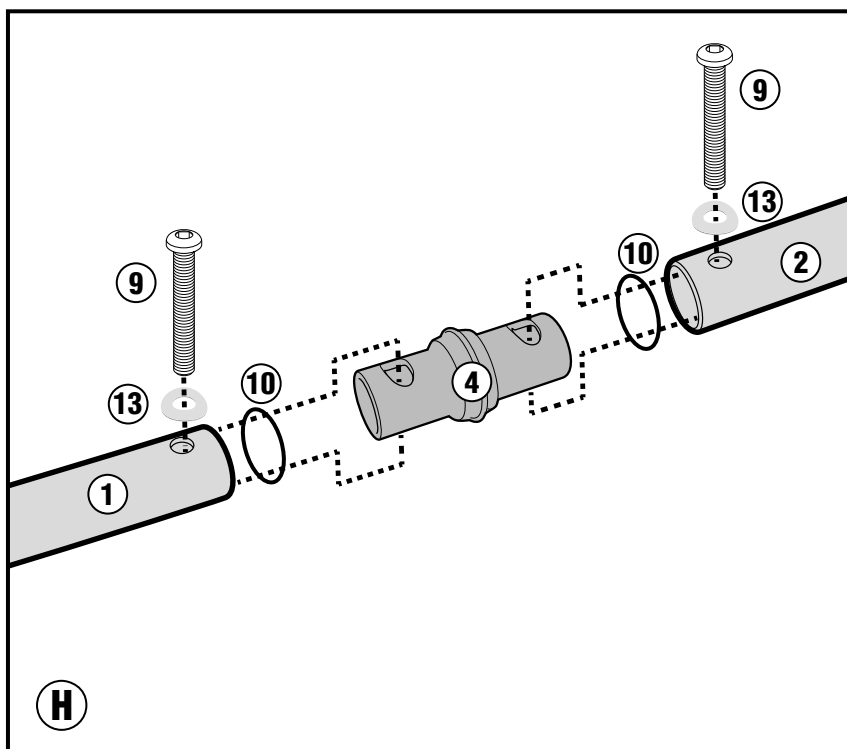
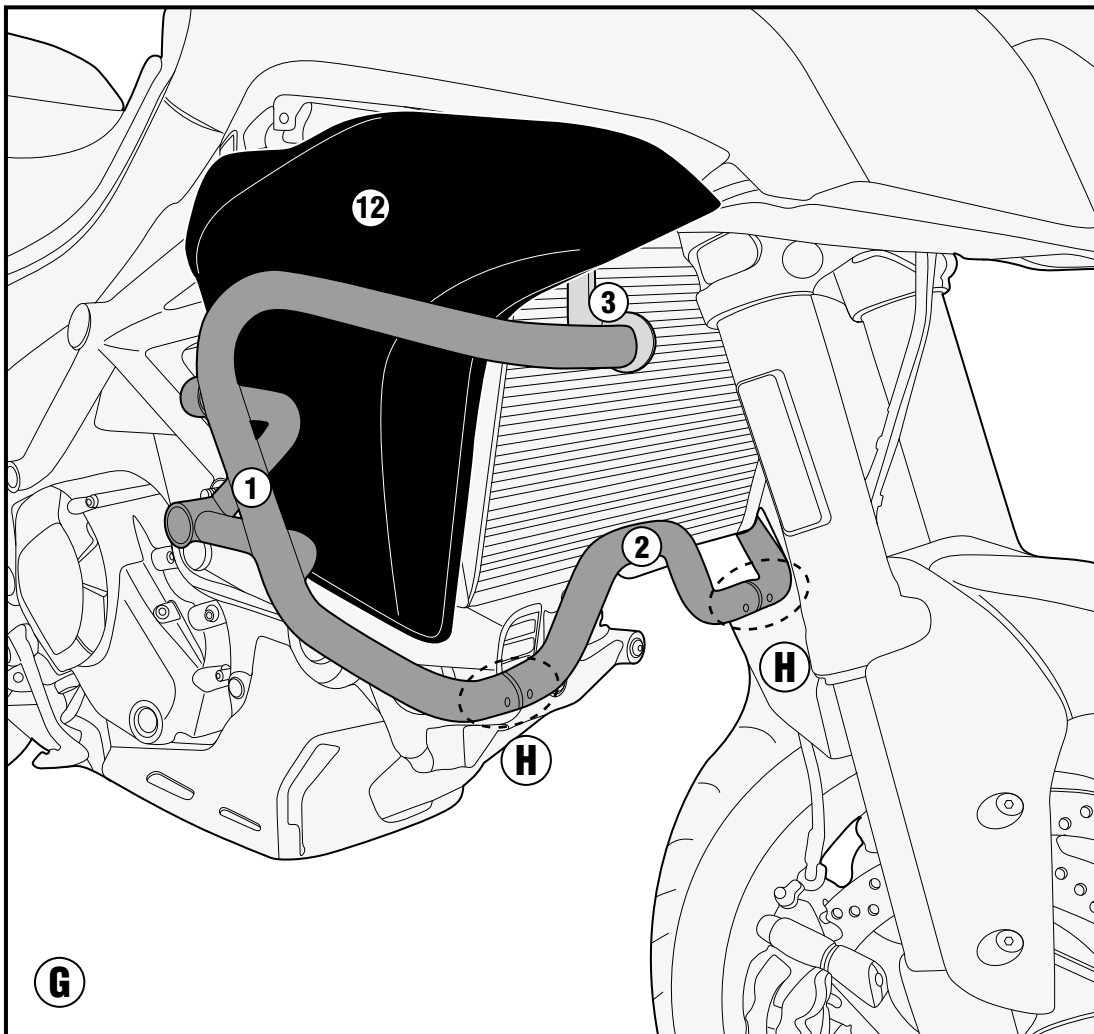


ISTRUZIONI DI MONTAGGIO - MOUNTING INSTRUCTIONS
INSTRUCTIONS DE MONTAGE - BAUANLEITUNG
INSTRUCCIONES DE MONTAJE - INSTRUÇÕES DE MONTAGEM

TN7408 - KN7408

PARAMOTORE SPECIFICO - SPECIFIC ENGINE GUARD - PARE-CARTER SPECIFIQUE - SPEZIFISCHER STURZBÜGEL - DEFENSA DE MOTOR ESPECÍFICA - PROTETOR DE MOTOR

DUCATI MULTISTRADA 1200 ENDURO (2016-2017)



ISTRUZIONI DI MONTAGGIO - MOUNTING INSTRUCTIONS
INSTRUCTIONS DE MONTAGE - BAUANLEITUNG
INSTRUCCIONES DE MONTAJE - INSTRUÇÕES DE MONTAGEM